

Year: 2021

Grade: 10

Sex: All

Number of Students Surveyed: 1,227

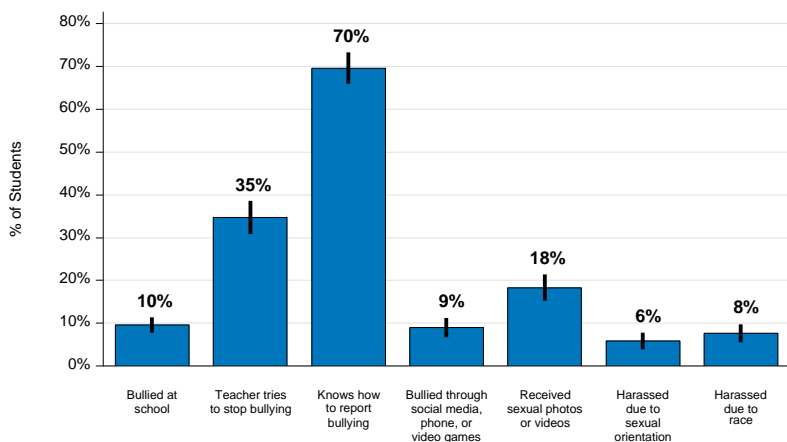
Background:

- Bullying in this survey is defined as; when one or more students threaten, spread rumors about, hit, shove, or otherwise hurt another student over and over again. It is not bullying when two students of about the same strength or power argue or fight or tease each other in a friendly way.

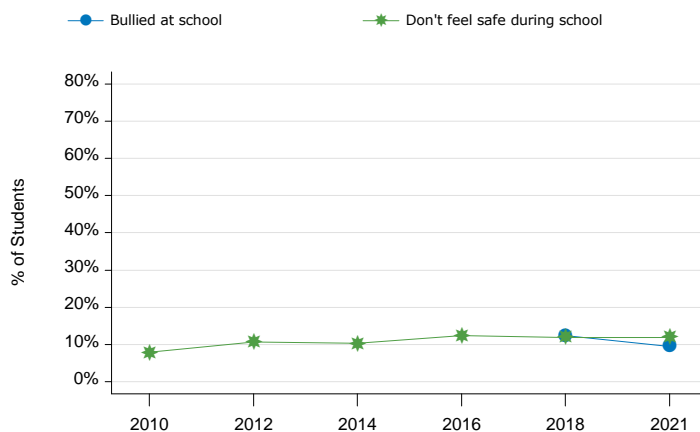
For More Information:

- Visit the Office of Superintendent of Public Instruction (OSPI) School Safety Center website at: <https://www.k12.wa.us/student-success/health-safety/school-safety-center>

**Bullying and Harassment
Grade 10, 2021**

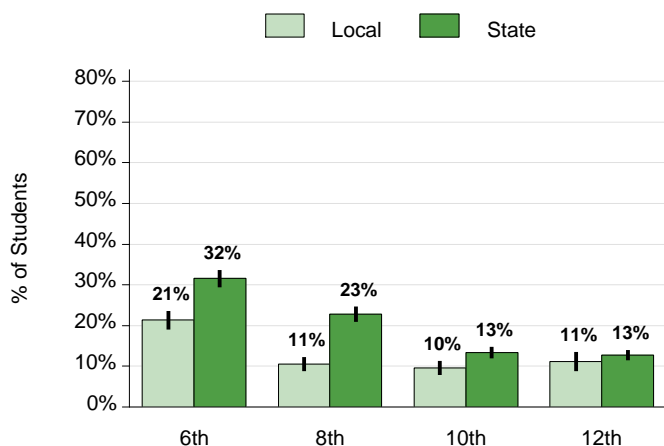


Bullying and Harassment 2010-2021, Grade 10



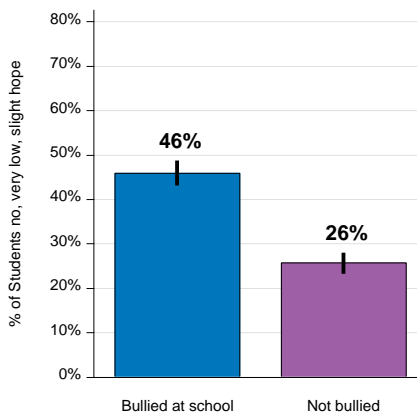
Prevalence	2010	2012	2014	2016	2018	2021
Bullied at school	N/S	N/S	N/S	N/S	12% ±2	10% ±2*
Don't feel safe during school	8% ±2*	11% ±2*	10% ±2	12% ±2	12% ±2	12% ±2

**Bullied in Past Month
Compared to the State/All Grades, 2021**



Prevalence	6th	8th	10th	12th
Local	21% ±2	11% ±2	10% ±2	11% ±2
State	32% ±2	23% ±2	13% ±1	13% ±1

**Statewide Relationship between
No, Very Low, or Slight Hope and Bullying
Grade 10, 2021**



Statewide, more 10th graders who are bullied at school report having no, very low, or slight hope compared to those who aren't bullied.

Year: 2021

Grade: 12

Sex: All

Number of Students Surveyed: 752

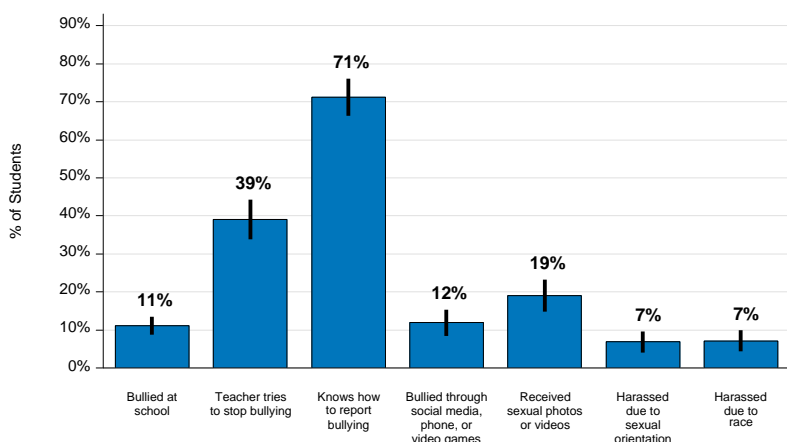
Background:

- Bullying in this survey is defined as; when one or more students threaten, spread rumors about, hit, shove, or otherwise hurt another student over and over again. It is not bullying when two students of about the same strength or power argue or fight or tease each other in a friendly way.

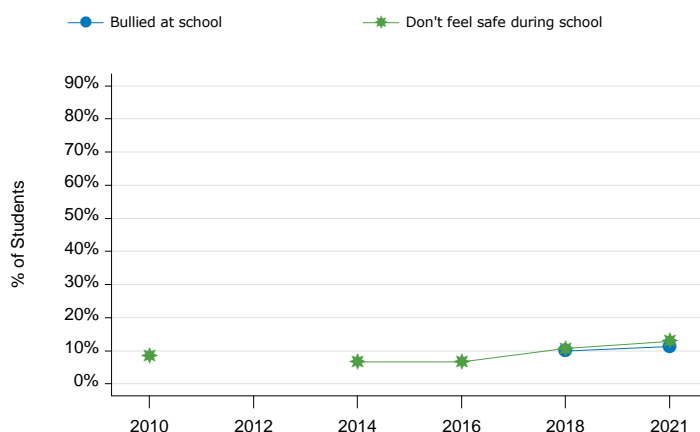
For More Information:

- Visit the Office of Superintendent of Public Instruction (OSPI) School Safety Center website at: <https://www.k12.wa.us/student-success/health-safety/school-safety-center>

**Bullying and Harassment
Grade 12, 2021**

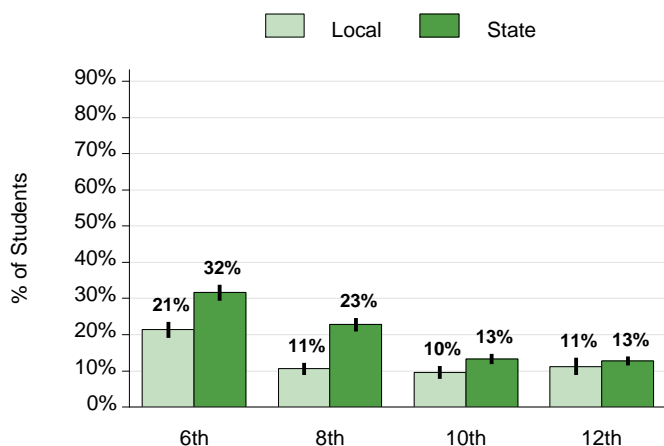


Bullying and Harassment 2010-2021, Grade 12



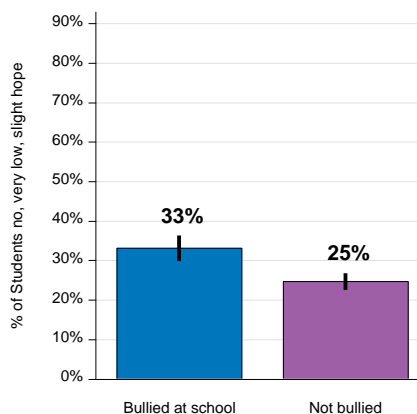
Prevalence	2010	2012	2014	2016	2018	2021
Bullied at school	N/S	S	N/S	N/S	10% ±2	11% ±2
Don't feel safe during school	8% ±2	S	7% ±2	7% ±2	11% ±2*	13% ±3

**Bullied in Past Month
Compared to the State/All Grades, 2021**



Prevalence	6th	8th	10th	12th
Local	21% ±2	11% ±2	10% ±2	11% ±2
State	32% ±2	23% ±2	13% ±1	13% ±1

**Statewide Relationship between
No, Very Low, or Slight Hope and Bullying
Grade 12, 2021**



Statewide, more 12th graders who are bullied at school report having no, very low, or slight hope compared to those who aren't bullied.

Year: 2021

Grade: 6

Sex: All

Number of Students Surveyed: 1,346

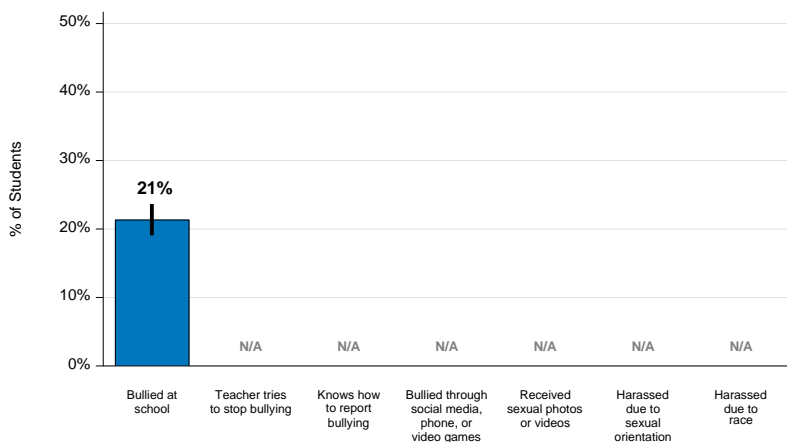
Background:

- Bullying in this survey is defined as; when one or more students threaten, spread rumors about, hit, shove, or otherwise hurt another student over and over again. It is not bullying when two students of about the same strength or power argue or fight or tease each other in a friendly way.

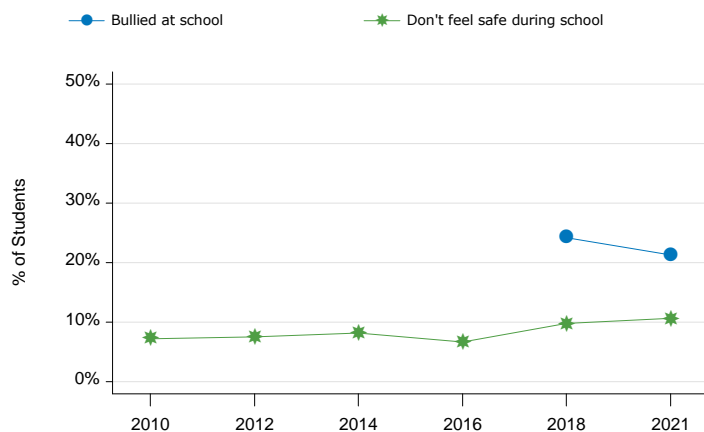
For More Information:

- Visit the Office of Superintendent of Public Instruction (OSPI) School Safety Center website at: <https://www.k12.wa.us/student-success/health-safety/school-safety-center>

**Bullying and Harassment
Grade 6, 2021**

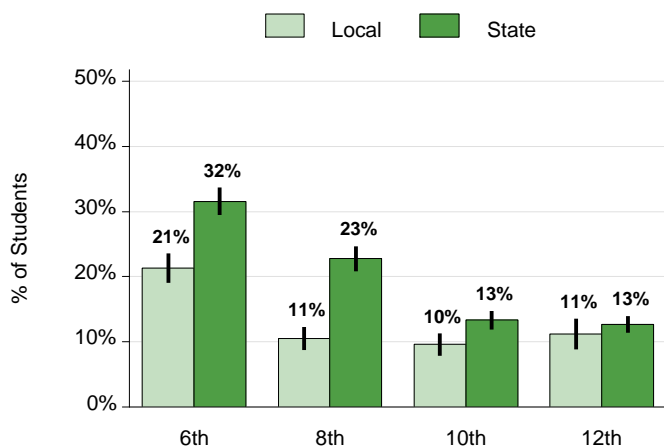


Bullying and Harassment 2010-2021, Grade 6



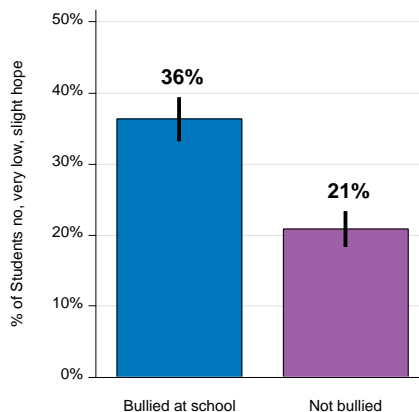
Prevalence	2010	2012	2014	2016	2018	2021
Bullied at school	N/S	N/S	N/S	N/S	24% ±2	21% ±2
Don't feel safe during school	7% ±1	8% ±1	8% ±1	7% ±1	10% ±2*	11% ±2

**Bullied in Past Month
Compared to the State/All Grades, 2021**



Prevalence	6th	8th	10th	12th
Local	21% ±2	11% ±2	10% ±2	11% ±2
State	32% ±2	23% ±2	13% ±1	13% ±1

**Statewide Relationship between
No, Very Low, or Slight Hope and Bullying
Grade 6, 2021**



Statewide, more 6th graders who are bullied at school report having no, very low, or slight hope compared to those who aren't bullied.

Year: 2021

Grade: 8

Sex: All

Number of Students Surveyed: 1,295

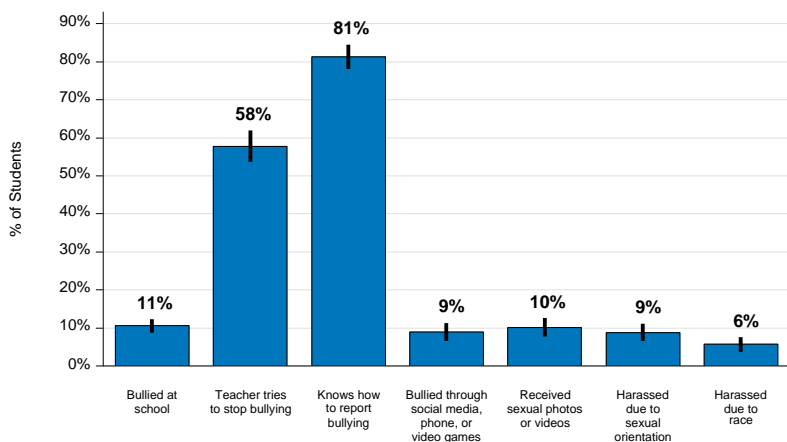
Background:

- Bullying in this survey is defined as; when one or more students threaten, spread rumors about, hit, shove, or otherwise hurt another student over and over again. It is not bullying when two students of about the same strength or power argue or fight or tease each other in a friendly way.

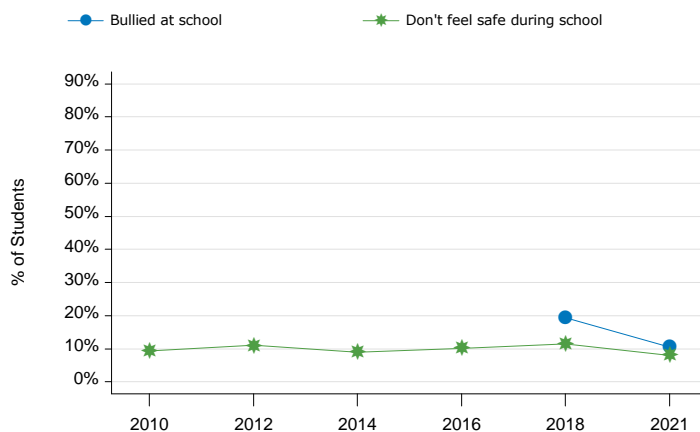
For More Information:

- Visit the Office of Superintendent of Public Instruction (OSPI) School Safety Center website at: <https://www.k12.wa.us/student-success/health-safety/school-safety-center>

**Bullying and Harassment
Grade 8, 2021**

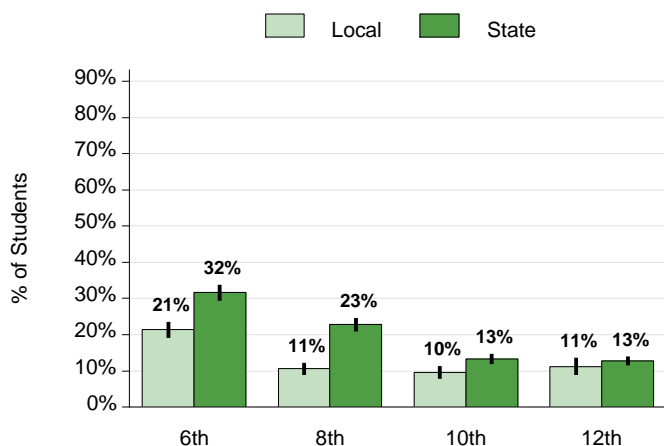


Bullying and Harassment 2010-2021, Grade 8



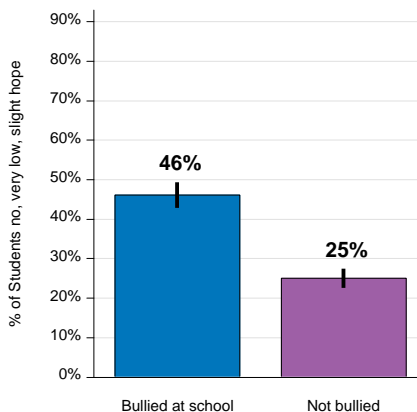
Prevalence	2010	2012	2014	2016	2018	2021
Bullied at school	N/S	N/S	N/S	N/S	19% ±2	11% ±2*
Don't feel safe during school	9% ±2	11% ±2	9% ±2	10% ±2	12% ±2	8% ±2*

**Bullied in Past Month
Compared to the State/All Grades, 2021**



Prevalence	6th	8th	10th	12th
Local	21% ±2	11% ±2	10% ±2	11% ±2
State	32% ±2	23% ±2	13% ±1	13% ±1

**Statewide Relationship between
No, Very Low, or Slight Hope and Bullying
Grade 8, 2021**



Statewide, more 8th graders who are bullied at school report having no, very low, or slight hope compared to those who aren't bullied.