

Year: 2021

Grade: 10

Sex: All

Number of Students Surveyed: 1,227

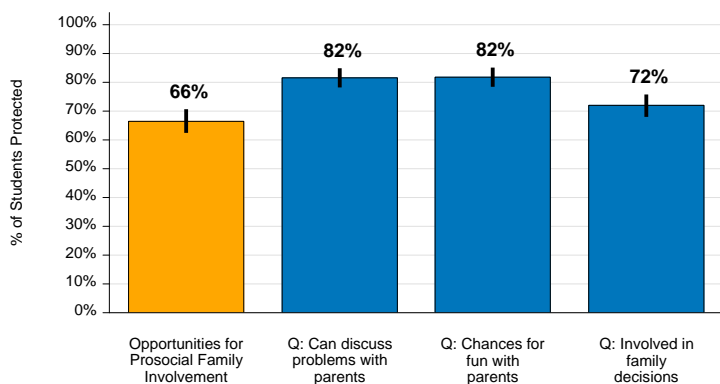
Background:

- Researchers at the University of Washington (UW) developed a public health model for the prevention of youth substance use and misuse. They identified risk factors that predict youth substance use, and protective factors that can protect youth from the effects of those risks. Prevention strategies are designed to lower risk and increase protection.
- Each “factor” in the HYS is measured with two or more questions to include multiple dimensions of the risk or protective factor. The charts and tables below refer to the “percent of students protected,” which is defined as the percent of students whose scores were above a protection cutpoint determined by UW researchers. We also report some of the individual questions.
- *Protective factors in the family environment are those that encourage positive participation in the family setting, and reward youth for that involvement.*

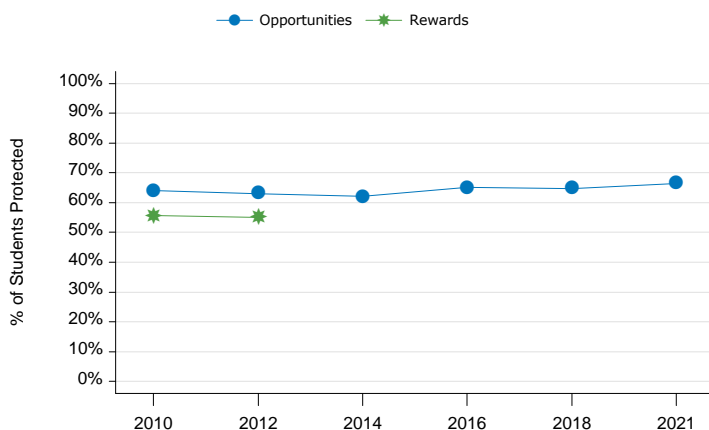
For More Information:

- To learn more go to the Start Talking Now website: www.StartTalkingNow.org. To find out about prevention coalitions in your area and how to get involved, go to https://www.theathenaforum.org/cpwi_coalitions.
- For free guides on preventing alcohol and other drug use, visit the ADAI Clearinghouse at <http://adaiclearinghouse.net> or call (206) 221-8325.
- For prevention tips and other online resources visit www.StartTalkingNow.org and www.drugfree.org.
- For 24 hour help for mental health, substance use and misuse and problem gambling, call 1-866-789-1511 or visit www.waRecoveryHelpLine.org.

Protective Factor: Opportunities for Prosocial Family Involvement with Component Questions (Q:) Grade 10, 2021

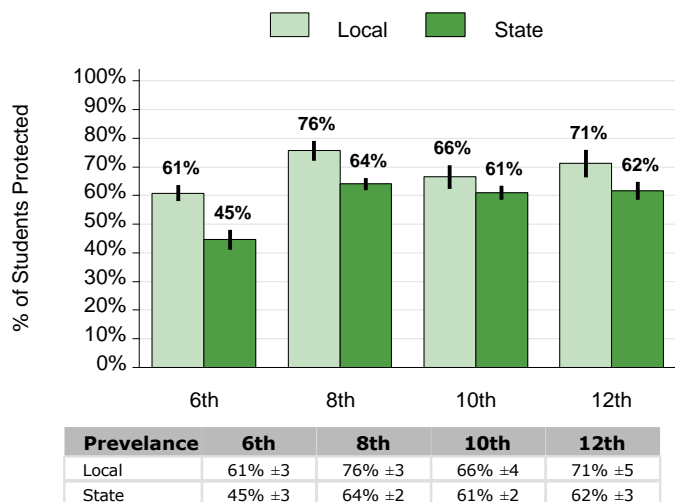


Family Protective Factor 2010-2021, Grade 10



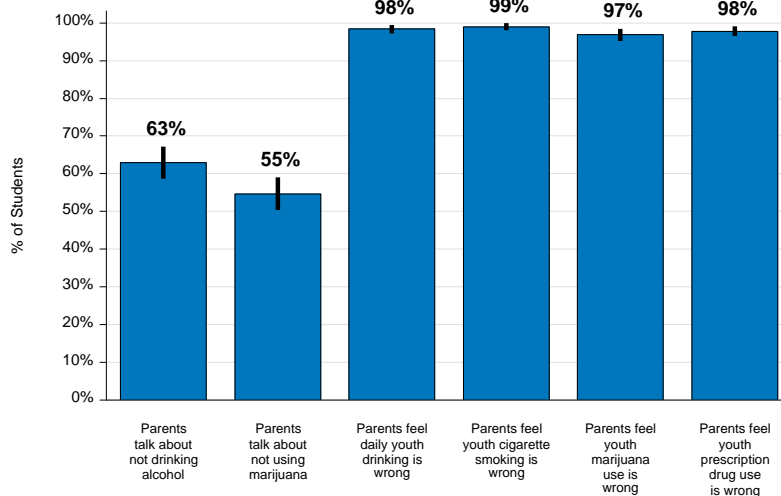
Prevalence	2010	2012	2014	2016	2018	2021
Opportunities	64% ±4	63% ±4	62% ±4	65% ±4	65% ±4	66% ±4
Rewards	56% ±5	55% ±4	N/A	N/A	N/A	N/A

Protective Factor: Opportunities for Prosocial Family Involvement All Grades, 2021



Prevalence	6th	8th	10th	12th
Local	61% ±3	76% ±3	66% ±4	71% ±5
State	45% ±3	64% ±2	61% ±2	62% ±3

Parental Protective Influences, Grade 10, 2021



Prevalence is displayed with 95% confidence intervals (as ± or black bar)

*indicates a significant change from the previous year or a significant difference between state and local results, p<0.05

Washington HYS results generated at AskHYS.net on 03-15-2022

Missing codes: S = result suppressed due to insufficient reporting from students of schools; N/G = grade not available; N/S = question was not surveyed this year; N/A = question was not asked of this grade.

Year: 2021

Grade: 12

Sex: All

Number of Students Surveyed: 752

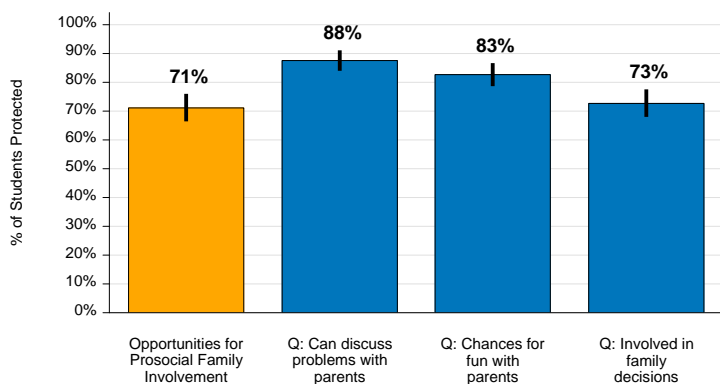
Background:

- Researchers at the University of Washington (UW) developed a public health model for the prevention of youth substance use and misuse. They identified risk factors that predict youth substance use, and protective factors that can protect youth from the effects of those risks. Prevention strategies are designed to lower risk and increase protection.
- Each “factor” in the HYS is measured with two or more questions to include multiple dimensions of the risk or protective factor. The charts and tables below refer to the “percent of students protected,” which is defined as the percent of students whose scores were above a protection cutpoint determined by UW researchers. We also report some of the individual questions.
- *Protective factors in the family environment are those that encourage positive participation in the family setting, and reward youth for that involvement.*

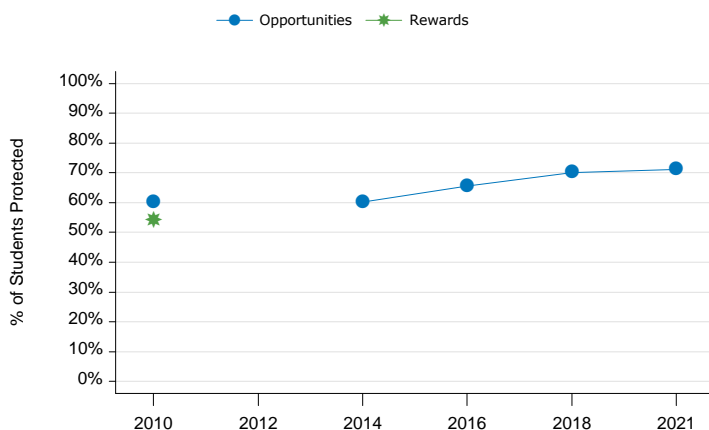
For More Information:

- To learn more go to the Start Talking Now website: www.StartTalkingNow.org. To find out about prevention coalitions in your area and how to get involved, go to https://www.theathenaforum.org/cpwi_coalitions.
- For free guides on preventing alcohol and other drug use, visit the ADAI Clearinghouse at <http://adaiclearinghouse.net> or call (206) 221-8325.
- For prevention tips and other online resources visit www.StartTalkingNow.org and www.drugfree.org.
- For 24 hour help for mental health, substance use and misuse and problem gambling, call 1-866-789-1511 or visit www.waRecoveryHelpLine.org.

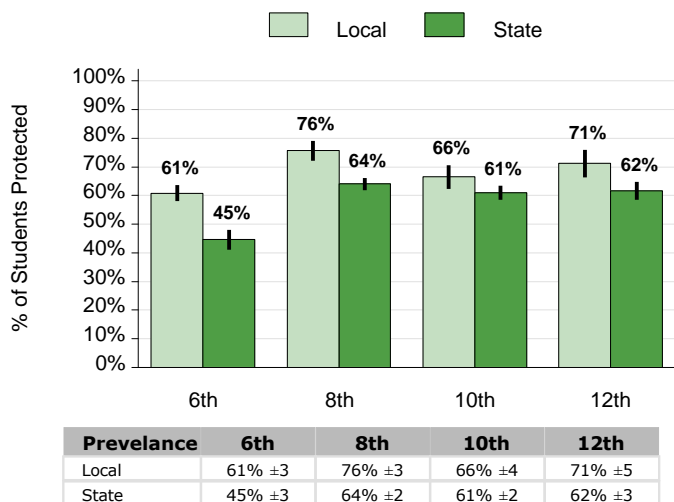
Protective Factor: Opportunities for Prosocial Family Involvement with Component Questions (Q:) Grade 12, 2021



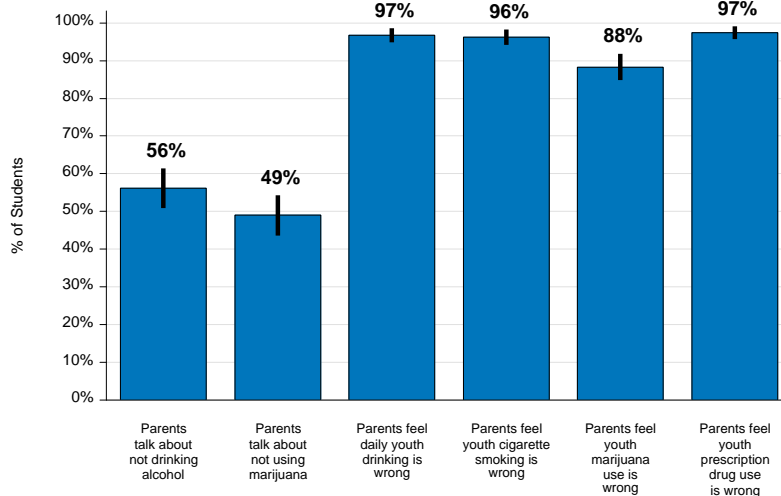
Family Protective Factor 2010-2021, Grade 12



Protective Factor: Opportunities for Prosocial Family Involvement All Grades, 2021



Parental Protective Influences, Grade 12, 2021



Prevalence is displayed with 95% confidence intervals (as ± or black bar)

*indicates a significant change from the previous year or a significant difference between state and local results, p<0.05

Washington HYS results generated at AskHYS.net on 03-15-2022

Missing codes: S = result suppressed due to insufficient reporting from students of schools; N/G = grade not available; N/S = question was not surveyed this year; N/A = question was not asked of this grade.

Year: 2021

Grade: 6

Sex: All

Number of Students Surveyed: 1,346

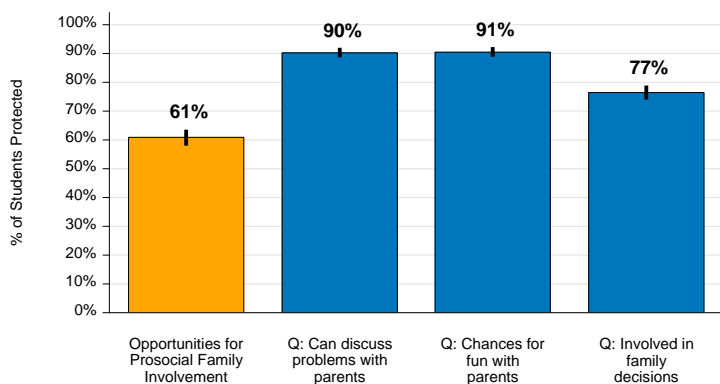
Background:

- Researchers at the University of Washington (UW) developed a public health model for the prevention of youth substance use and misuse. They identified risk factors that predict youth substance use, and protective factors that can protect youth from the effects of those risks. Prevention strategies are designed to lower risk and increase protection.
- Each “factor” in the HYS is measured with two or more questions to include multiple dimensions of the risk or protective factor. The charts and tables below refer to the “percent of students protected,” which is defined as the percent of students whose scores were above a protection cutpoint determined by UW researchers. We also report some of the individual questions.
- *Protective factors in the family environment are those that encourage positive participation in the family setting, and reward youth for that involvement.*

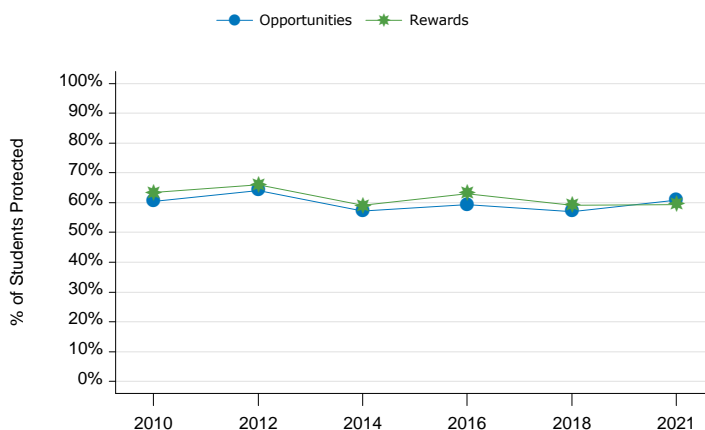
For More Information:

- To learn more go to the Start Talking Now website: www.StartTalkingNow.org. To find out about prevention coalitions in your area and how to get involved, go to https://www.theathenaforum.org/cpwi_coalitions.
- For free guides on preventing alcohol and other drug use, visit the ADAI Clearinghouse at <http://adaiclearinghouse.net> or call (206) 221-8325.
- For prevention tips and other online resources visit www.StartTalkingNow.org and www.drugfree.org.
- For 24 hour help for mental health, substance use and misuse and problem gambling, call 1-866-789-1511 or visit www.waRecoveryHelpLine.org.

Protective Factor: Opportunities for Prosocial Family Involvement with Component Questions (Q:) Grade 6, 2021

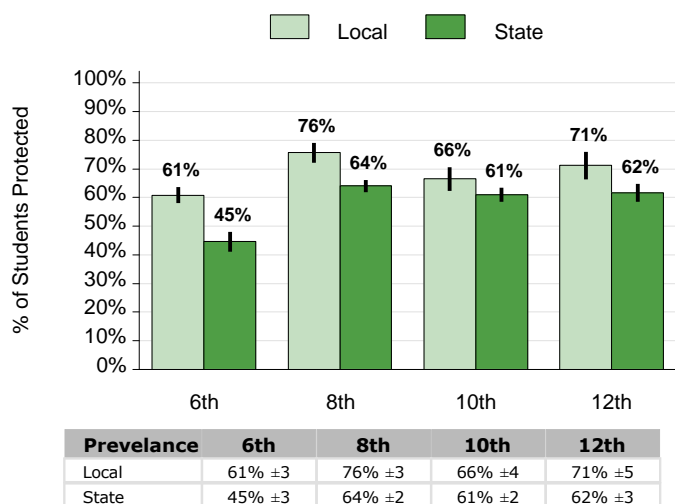


Family Protective Factor 2010-2021, Grade 6



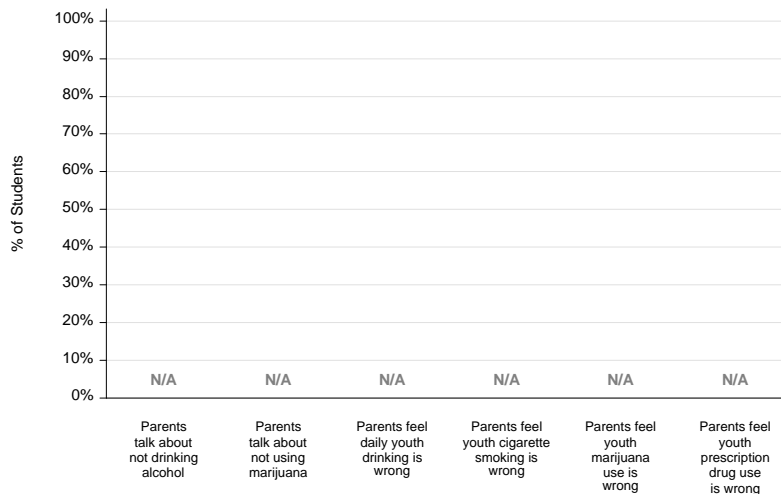
Prevalence	2010	2012	2014	2016	2018	2021
Opportunities	60% ±3	64% ±3	57% ±3*	59% ±3	57% ±3	61% ±3*
Rewards	63% ±3	66% ±3	59% ±3*	63% ±3*	59% ±3*	59% ±3

Protective Factor: Opportunities for Prosocial Family Involvement All Grades, 2021



Prevalence	6th	8th	10th	12th
Local	61% ±3	76% ±3	66% ±4	71% ±5
State	45% ±3	64% ±2	61% ±2	62% ±3

Parental Protective Influences, Grade 6, 2021



Prevalence is displayed with 95% confidence intervals (as ± or black bar)

*indicates a significant change from the previous year or a significant difference between state and local results, p<0.05

Washington HYS results generated at AskHYS.net on 03-15-2022

Missing codes: S = result suppressed due to insufficient reporting from students of schools; N/G = grade not available; N/S = question was not surveyed this year; N/A = question was not asked of this grade.

Year: 2021

Grade: 8

Sex: All

Number of Students Surveyed: 1,295

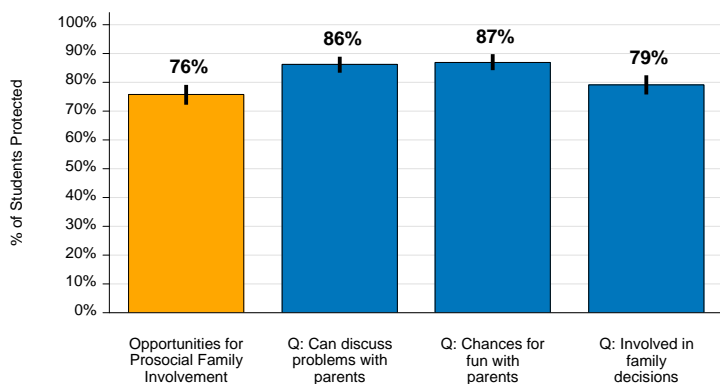
Background:

- Researchers at the University of Washington (UW) developed a public health model for the prevention of youth substance use and misuse. They identified risk factors that predict youth substance use, and protective factors that can protect youth from the effects of those risks. Prevention strategies are designed to lower risk and increase protection.
- Each “factor” in the HYS is measured with two or more questions to include multiple dimensions of the risk or protective factor. The charts and tables below refer to the “percent of students protected,” which is defined as the percent of students whose scores were above a protection cutpoint determined by UW researchers. We also report some of the individual questions.
- *Protective factors in the family environment are those that encourage positive participation in the family setting, and reward youth for that involvement.*

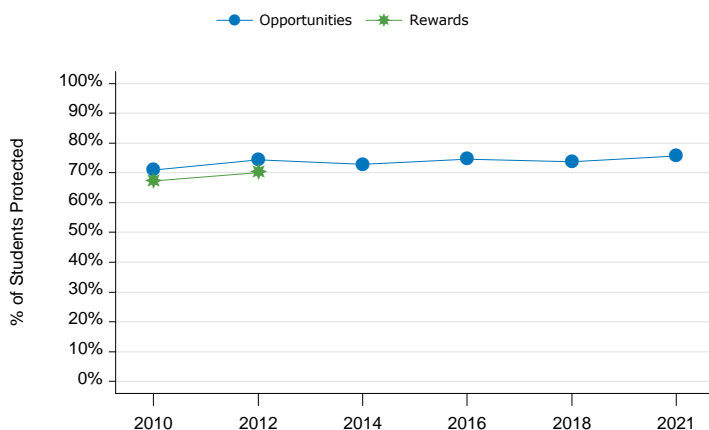
For More Information:

- To learn more go to the Start Talking Now website: www.StartTalkingNow.org. To find out about prevention coalitions in your area and how to get involved, go to https://www.theathenaforum.org/cpwi_coalitions.
- For free guides on preventing alcohol and other drug use, visit the ADAI Clearinghouse at <http://adaiclearinghouse.net> or call (206) 221-8325.
- For prevention tips and other online resources visit www.StartTalkingNow.org and www.drugfree.org.
- For 24 hour help for mental health, substance use and misuse and problem gambling, call 1-866-789-1511 or visit www.waRecoveryHelpLine.org.

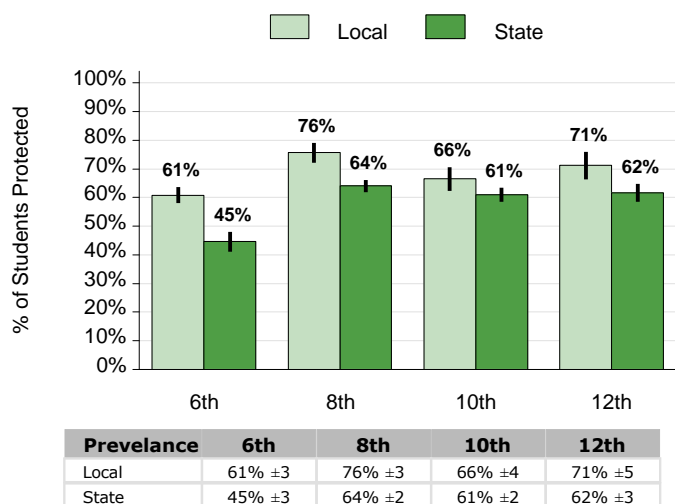
Protective Factor: Opportunities for Prosocial Family Involvement with Component Questions (Q:) Grade 8, 2021



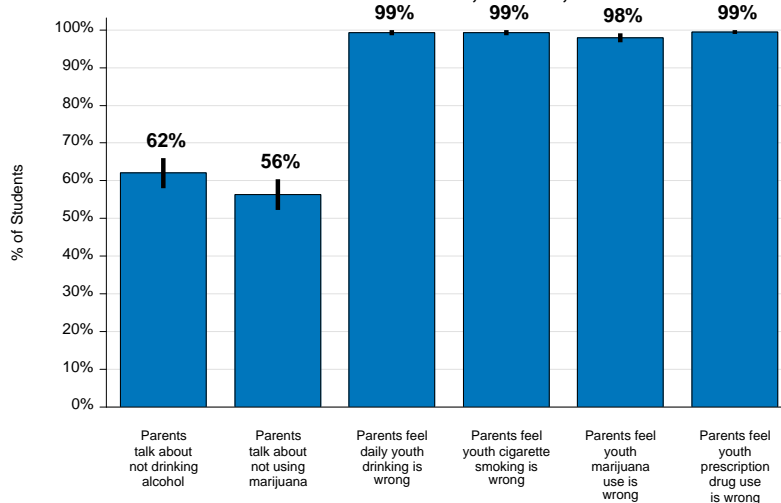
Family Protective Factor 2010-2021, Grade 8



Protective Factor: Opportunities for Prosocial Family Involvement All Grades, 2021



Parental Protective Influences, Grade 8, 2021



Prevalence is displayed with 95% confidence intervals (as ± or black bar)

*indicates a significant change from the previous year or a significant difference between state and local results, p<0.05

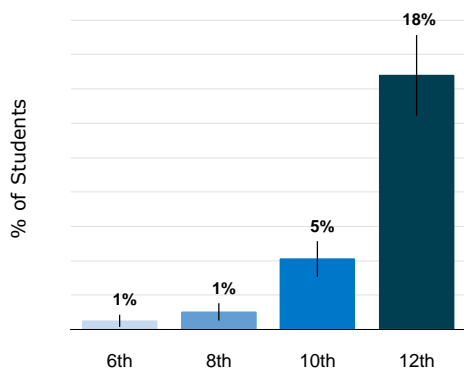
Washington HYS results generated at AskHYS.net on 03-15-2022

Missing codes: S = result suppressed due to insufficient reporting from students of schools; N/G = grade not available; N/S = question was not surveyed this year; N/A = question was not asked of this grade.

Are OUR youth using alcohol?

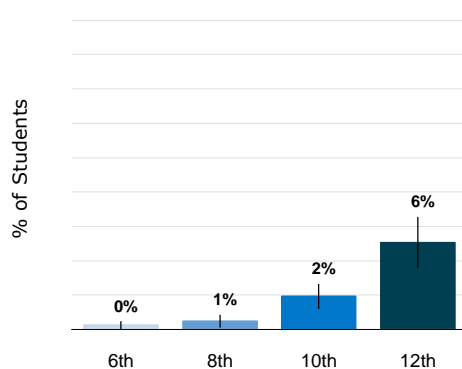
Current Drinking

Students who report drinking at least once in the past month



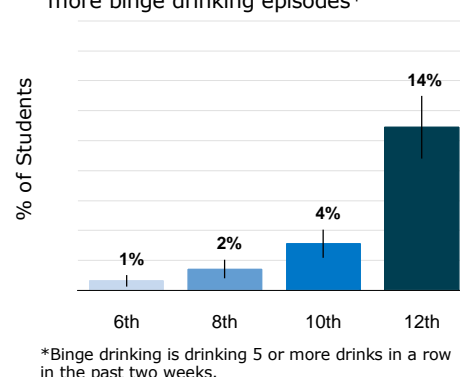
Experimental Drinking

Students who report drinking on 1-2 days in the past month, but no binge drinking



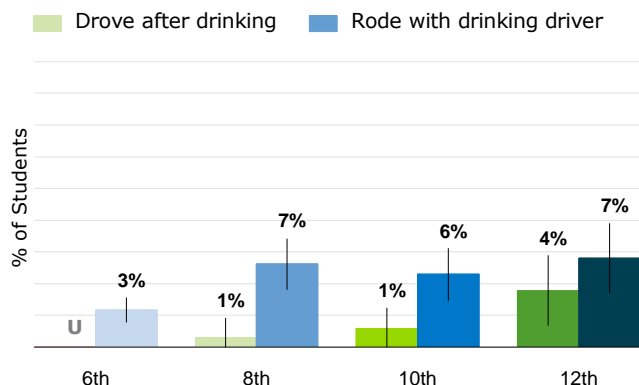
Problem or Heavy Drinking

Students who report drinking 3 or more days in the past month and/or one or more binge drinking episodes*



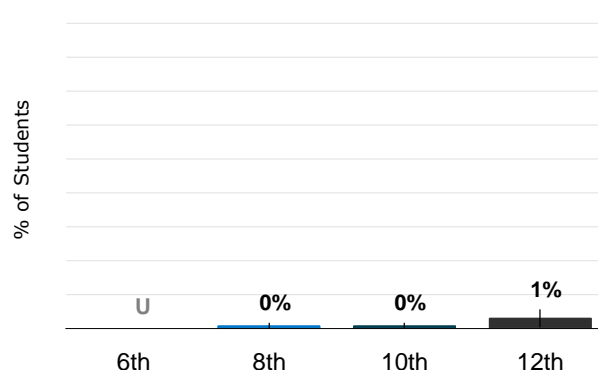
In a Vehicle

Students who report drinking and driving OR riding with a driver who had been drinking

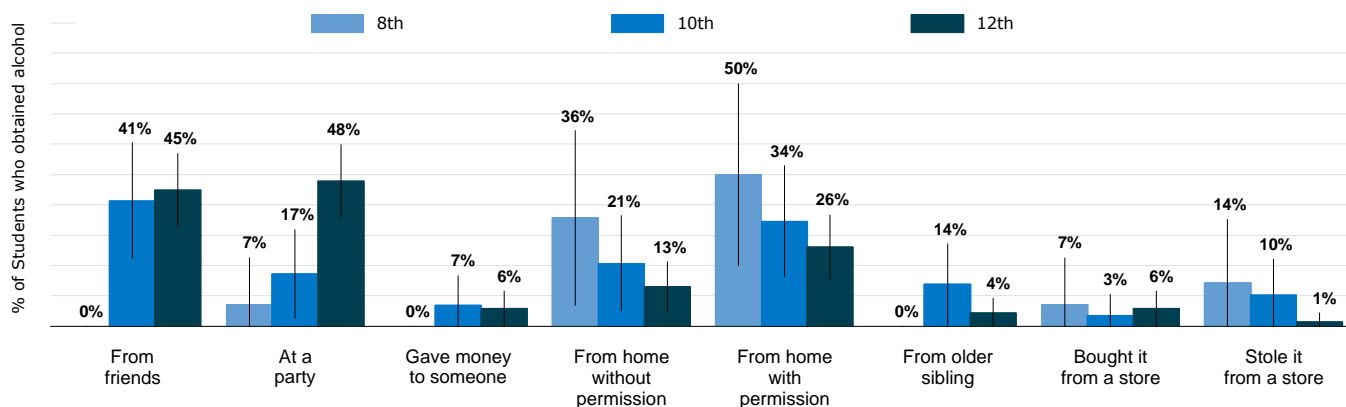


On school property

Students who report drinking on school property in the past month



Where Do Youth Get Alcohol?



The percentages in this chart are based on all students who reported getting alcohol in the past 30 days, regardless whether they reported drinking in the past 30 days. Students could select multiple sources.

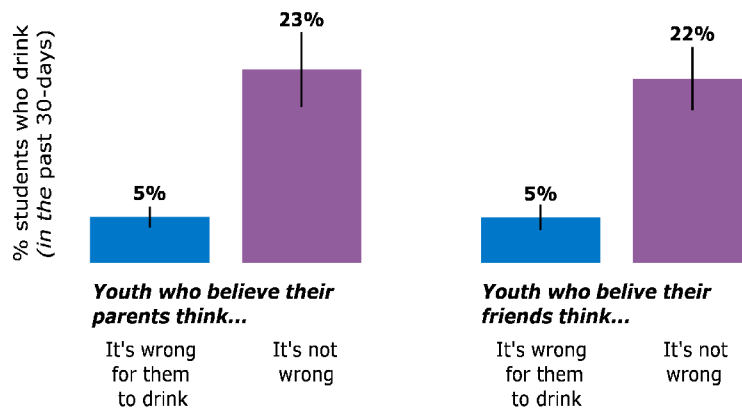
The data in these charts are based on the Healthy Youth Survey conducted in fall 2021. In Issaquah School District, 1,346 6th graders, 1,295 8th graders, 1,227 10th graders and 752 12th graders completed the survey.

For more results from the 2021 Healthy Youth Survey, please visit www.AskHYS.net

Parents and friends have influence!

Youth are less likely to drink if they believe their parents or their friends disapprove of youth drinking.

Percent of 10th Graders who Drink Alcohol (Statewide)

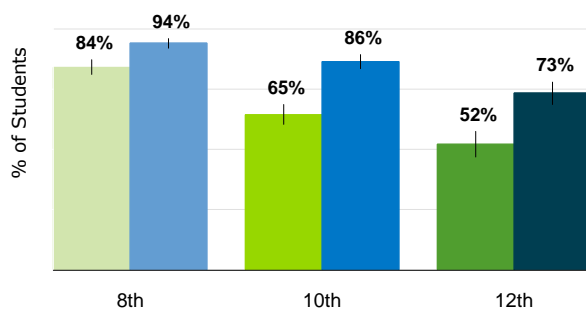


What does this chart say?

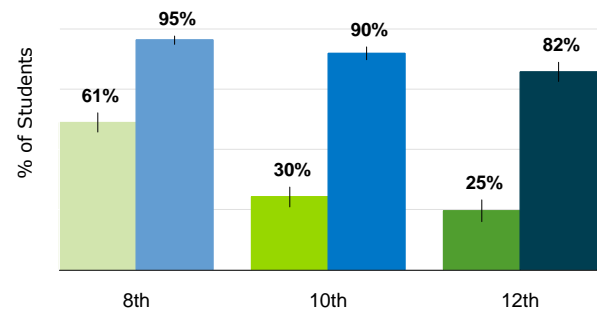
- Only 5% of youth drink alcohol if their parents think it's wrong, while 23% drink if their parents don't think it's wrong
- Only 5% of youth drink alcohol if their friends think it's wrong, while 22% drink if their friends don't think it's wrong.

Youth in Issaquah School District reported that they believe...

■ Parents would catch me if I had been drinking
■ Parents think youth drinking is wrong



■ Police would catch me if I had been drinking
■ Friends think that youth drinking is wrong



Take action to reduce youth alcohol use!

Community Members - help reduce youth drinking by making it difficult for them to get alcohol.

The percent of Issaquah School District youth who think that it would be easy to get alcohol increases as they get older, from 11% in 6th Grade to 48% in 12th Grade.

Parents - talk to your kids about the dangers of drinking alcohol.

The percent of Issaquah School District youth who said their parents **didn't** talk to them about the dangers of alcohol increases as they get older, from 22% in 8th Grade to 35% in 12th Grade.

Help youth make healthy choices

Start the conversation

Continue the conversation

Visit us at: www.StartTalkingNow.org

